


RHO

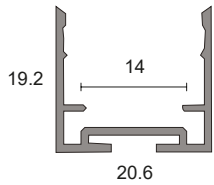
Small-size anodized aluminium extruded profile, designed and produced to be installed on any surface. Extreme versatility and adaptability, ensured by a wide range of accessories that allow several different combinations. Easy to install surface- or flush-mounted, or as suspension.

Ideal to house and dissipate LED Strips, and especially suited to illuminate and embellish offices, rooms, hallways, kitchens and much more.

 EXTRUDED IN ITALY



1:1 SCALE



BASIC CODES

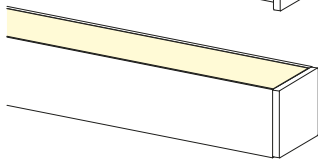
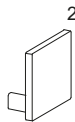
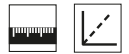
PA.RHO.

LENGTH

- 1 1000mm
- 2 2000mm
- 3 3000mm

FINISHES

- 1 Matt white RAL9003
- 2 Matt black RAL9005
- 7 Brushed aluminium



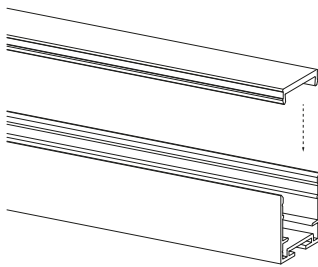
BASIC CODES

SY01.

FINISHES

- 1 White
- 2 Matt black
- 7 Brushed aluminium

Side aluminium closing support. Easy and quick to install, by exerting a slight side pressure.



BASIC CODES

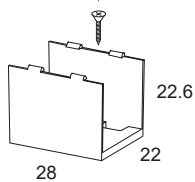
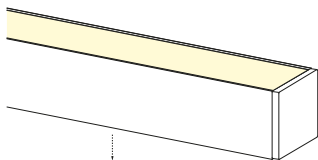
PA.20PE10.

LENGTH

- 1 1000mm brushed
- 2 2000mm brushed
- 3 3000mm brushed

- 1M 1000mm microprismatic
- 2M 2000mm microprismatic
- 3M 3000mm microprismatic

Brushed or microprismatic snap-on diffuser. The diffuser can be easily removed for maintenance operations.

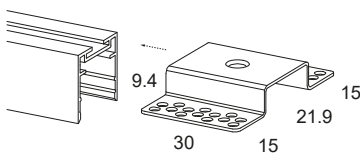


BASIC CODES

SY05.8

Transparent polycarbonate surface-mounted fixing clip for the RHO profile. It can be fixed on any surface. Supplied with M3x20 screw. Snap-in profile mounting.

NB. We recommend No. 1 Clip per 500mm



BASIC CODES

SY03

Support for RHO/Ypsilon profile flush-mounting installation. Install the support on the back of the profile and fix it to the 12mm plasterboard through self-tapping screws.

NB. We recommend No. 1 Clip per 500mm

Code example: RHO Profile + 1000mm Length + Brushed Aluminium Finish = Code: PA.RHO.17